

SMD LED Tape Light



Applications

Ambient Home Lighting, Backlighting, Accent and Decorative Lighting, Task Lighting, Retail and Display Lighting, Commercial and Office Spaces, Event and Party Lighting, Safety and Egress Lighting, Gaming and Entertainment Setups. Indoor Use Only.

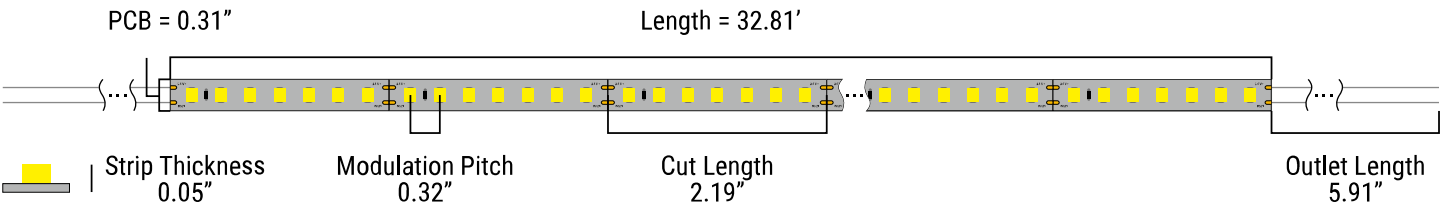
Features

- LED technology with strong self-adhesive sticker for secure and easy application
- Linear LED neon light without visible dots
- PCB width 0.31" (8mm)
- Lamp Life of 50,000 Hours

Parameters


Basic Parameters		Part Number	Color	Power	Lumens	Roll Length
LED Type:	SMD 2835	Z-SP-27K	2,700K	3W / ft.	269lm / ft.	33 ft.
Input Voltage:	24 VDC	Z-SP-30K	3,000K	3W / ft.	269lm / ft.	33 ft.
CRI:	>90	Z-SP-35K	3,500K	3W / ft.	287lm / ft.	33 ft.
Beam Angle:	120°	Z-SP-40K	4,000K	3W / ft.	290lm / ft.	33 ft.
Protection Rate:	IP20	Z-SP-50K	5,000K	3W / ft.	293lm / ft.	33 ft.
Safety Rating:	CE, RoHS, UL	Z-SP-65K	6,500K	3W / ft.	288lm / ft.	33 ft.
Warranty:	5 Years					

Dimensions



SMD LED Tape Light

Accessories



Z-SPPT-Clip
Tape Light Clip



Z-SPPT-Tape
Double Sided 3M Tape



Z-SPPT-UCH-3FT
U-Shape Channel



Z-SPPT-VCH-3FT
V-Shape Channel



Z-SPPT-P2-Wire
2 Pin Wire



Z-SPPT-P2-Icon
2 Pin Tape to Tape
Connector



Z-SPPT-P2-TapeWire
2 Pin Tape to Wire
Connector




Z-SPPT-P2-WireWire
2 Pin Wire to Wire
Connector

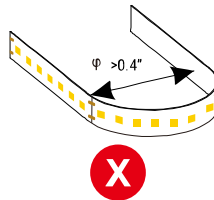


Z-SPPT-P2-ScrewIn
2 Pin Tape to Tape/Wire
Screw Connector

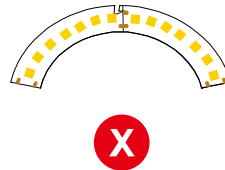
Warnings



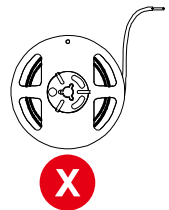
Folding Prohibited



Do not bend less than the minimum
bending diameter



No horizontal bending



Twisting is not allowed

Installation Precautions

- A. Please install according to national standards and local electrical specifications.
- B. This product must be installed and maintained by a qualified electrician or other professional.
- C. Before installation, please check whether the product parameters are consistent with the requirements (see the Product Manual or label for product parameters).
- D. The power supply voltage must be consistent with the required voltage of this product.
- E. Ensure that the wattage of a single power supply is more than 20% of the load wattage of the power supply.
- F. The whole installation process is strictly prohibited to operate with electricity.
- G. All positive and negative terminals must be correctly matched during the wiring process.
- H. If terminals are used, it is appropriate that they cannot be pulled out with bare hands after connection.
- I. All connection points must be effectively insulated, waterproof and anti-corrosion treatment.