

HIPPO-M X SERIES



Z-SPPT-P4-WireWire

Basic parameters:

Rated current: 5.0A

Rated voltage (III/2): 0-36 V

Number of digits: 4

Contact center spacing :4Pin/0.1"


Color: white, transparent

Contact surface: Cu

Note: The number in the model indicates 4=Pin

Product characteristics

The new modified HiPO-M Hippo buckle series light strip special connector, the new design brings the user the safest, fastest and easiest installation of the light strip connection, in the installation of the light strip, not only to achieve a fast solder-free connection, but also to solve the light strip installation construction, the layout of the wire line required length requirements, the use of arbitrary cutting method, It improves the flexible application and convenience of the site, and realizes the connection between the wire and the connector without adding tin at the end of the wire, without peeling the insulation skin of the wire, so that the conductor is not exposed, and improves the safety. The real realization of cutting wire direct and fast connection. The connector adopts a transparent housing, so that the light with the light source has good light transmission, reduce the dark area. Innovative internal connection structure, so that the connection of the light strip and the connector can have a better bite force, to achieve connection stability, not easy to fall off the light strip.



Technology and parameter

Shell: Polycarbonate

Contact sheet: Eco-friendly hardware material high precision copper

Contact surface treatment: environmental protection and anti-corrosion treatment

Rated voltage: 0-36V

Rated current: less than 5.0A

(Note: Please refer to the maximum current of the wire for the wire connector included.)

Working temperature: 14°F to 113°F (-10°C to 45°C)

Temperature resistance: rubber shell 221°F (105°C)

Flame retardant rating: in line with UL-94-V0

Applicable wire cross section: 0.0008in²AWG20# Insulation OD: < 0.07"


In order to prevent the connector from discoloration, dropping, and abnormal use during installation, the following storage conditions must be observed.

1. High temperature and high humidity environment will cause product discoloration, it is recommended to store in an environment with temperature and humidity management.
2. Please try the product within 6 months from the factory. The validity period is 1 year.
3. The raw material of the connector is very easy to absorb moisture, and if the temperature changes sharply in the hygroscopic state, the outer body color change phenomenon is generated. It is recommended to store in a ventilated and dry environment to avoid sunlight.

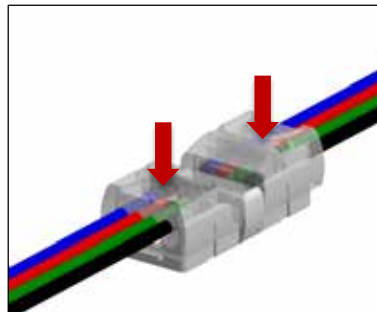
Product certification




Installation indication



1. Cut the wire to the required length, insert it into the corresponding hole and slot of the connector, and insert it to the end (note: the parallel wire needs to be separated in advance)



2. Insert both sides to the wire to the end, use the tool to press the transparent part to the end, with the help of tools (electrician's pliers).

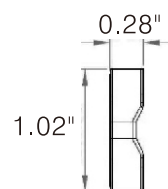
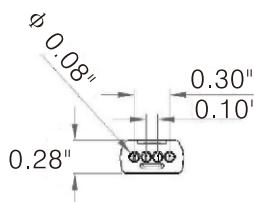
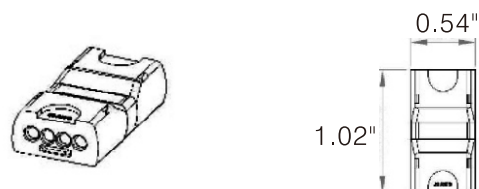


Connect the wire to the end of the wire section.

Basic dimension

Model number:

Z-SPPT-P4-WireWire



Note: All unmarked tolerances are ± 0.004 "
Unit: "